



Product Alert – Product Safety Notification Related to a Product Recall

April 20, 2021

Type of Notification: Product Safety Notification

FM Approvals was notified on March 03, 2021 by Siemens AG of a non-conformance involving FM Approved Siemens AG SIMATIC ET 200SP AI Modules manufactured between September 2018 and December 2020.

Company Identity: Siemens AG, Digital Industries, Factory Automation
Address: Werner-von-Siemens-Str. 50, Amberg, Germany
Contact Information: Technical Support – Customer Care Center
+49 911 895 7222, Email: <https://siemens.com/supportrequest/>

Product Identity:

Part Number	Type	Function State
6ES7134-6PA00-0CU0	ET 200SP AI Energy Meter 480V AC/CT HF	FS01, FS02, FS03, FS04
6ES7134-6PA20-0CU0	ET 200SP AI Energy Meter 480V AC/RC HF	FS01, FS02, FS03, FS04

Description: AG SIMATIC ET 200SP AI Modules (Programmable Logic Controllers)

Make/Model: See above

Nameplate Data: The function state is shown on the front side of the modules

FM Approvals Certificates: FM16US0053X, FM16CA0029X

FM Approval Status: FM Approved as Non-incendive for Hazardous (Classified) Locations.

Hazard Involved: The products contain a non-compliance with electrical safety requirements due to an electrical transformer being supplied with incorrect spacing dimensions. As a result, contact with hazardous voltage can occur in individual cases in the installation, which could result in damage to equipment and personal injury.

Affected modules should be replaced with spare parts with function state FS05. The exchange should be conducted as described in the attached Safety Notice, issued by Siemens AG.

If you suspect you are in possession of affected equipment bearing the FM Approvals certification marking, please bring this to the attention of:

Antonio L. Pires
FM Approvals, Quality Department
Norwood, MA, USA
+1 (1)781 255 4825
Email: Antonio.pires@fmapprovals.com

SIEMENS

Customer information

<Company>
<Department><Function>
<Contact>
<Street>
<ZIP> <City>
<Country>

Name	< Name >
Department	< Department >
Telephone	< Telephone number >
Mobile	< Mobile phone number >
E-mail	< Email address >
Our reference	FA-AMBVV/850-00058
Date	<Date>
Document protection class	Unrestricted

Important Safety Notice

SIMATIC ET 200SP AI Energy Meter 480V AC/CT HF 6ES7134-6PA00-0CU0
and
SIMATIC ET 200SP AI Energy Meter 480V AC/RC HF 6ES7134-6PA20-0CU0

The AI modules did not comply with normative requirements regarding safe electrical separation. As a result, contact with dangerous voltage can occur in individual cases in the present customer installation. This can result in damage to equipment and personal injury.

Dear Sir/Madam,

In an internal technical inspection, we established that the products with the designation **SIMATIC ET 200SP AI Energy Meter 480V AC/CT HF und SIMATIC ET 200SP AI Energy Meter 480V AC/RC HF** do not conform to the usual Siemens quality requirements. According to our delivery notes, you have received one or more of these products.

TO AVOID DANGER TO THE PRODUCT USER WITH A DANGEROUS VOLTAGE, we hereby inform you of **PRECAUTIONARY MEASURES TO BE IMMEDIATELY TAKEN** and offer to exchange the affected products free of charge.

The comments below contain all the information that you will need in this regard.

Please return the enclosed "Customer letter of confirmation" as soon as possible.
If you do not use the products yourself but have sold them to third parties, we request that you inform your customer and/or end user of the product with this letter.

Company data according Siemens Corporate Forms (SCF)

SIEMENS

1. Affected products

Between September 2018 and December 2020, it has been delivered products with the following article number/function state that are affected:

Article number	Type	Function State
6ES7134-8PA00-0CU0	ET 200SP AI Energy Meter 480V AC/CT HF	FS01, FS02, FS03, FS04
6ES7134-8PA20-0CU0	ET 200SP AI Energy Meter 480V AC/RC HF	FS01, FS02, FS03, FS04

The function state of each product can be found on the packaging sticker and on the front side of the module (see [Annex 1](#) "Identifying the function state").

2. Risk description

The AI modules did not comply with normative requirements regarding safe electrical separation. As a result, contact with dangerous voltage can occur in individual cases in the customer installation. This can result in damage to equipment and personal injury.

3. Measures to be taken immediately



Affected modules need to be replaced to spare parts with function state FS05. Please contact your local Siemens sales partner to clarify any questions you may have about the exchange.

PLEASE NOTE THAT TO ENSURE A SAFE OPERATION UNTIL THE MODULES ARE EXCHANGED; YOU MUST FOLLOW ONE OF THE TWO OPTIONS BELOW:

1. To ensure a safe operation until the modules are exchanged, you have to ensure that the power supply at pins 1, 3, 7, 11 are disconnected from the module and also ensure that the current measurement at pins 2, 4, 6, 8, 10, 12, 13, 14 is realized by current transducers.
2. If the described adjustment under item 1. above is not feasible, the module must be removed from the installation until the replacement with function state FS05.

When the products are to be replaced and re-installed, please observe the instructions given in [Annex 1](#) for the replacement of the equipment, especially the following safety-relevant warnings:

General safety instructions

 WARNING Danger to life due to electric shock Touching live parts can lead to death or severe injuries. Before beginning any work deenergize the system and the AI Energy Meter HF and short-circuit installed transformers.
 WARNING Danger to life, dangerous system conditions and material damage possible Removing and inserting the AI Energy Meter HF under live voltage is prohibited. If you remove and insert the AI Energy Meter HF under live voltage during operation, the transformers used can produce dangerous induction voltages and electric arcs and dangerous system conditions can arise. The AI Energy Meter HF may only be removed and inserted during operation if the measuring voltages supplied to the BaseUnit at terminals U ₁₁ , U ₁₂ , U ₁₃ are disconnected at all poles and special current/voltage transformer terminals are used that short-circuit the transformer on the secondary side on removal.

	Ensure the device is only installed by electrically skilled person. IEC 60417 No. 6182
---	---

Company data according Siemens Corporate Form (SCF)

A5E48481209A001

SIEMENS

<Samples >

a) To order replacement products, please use the enclosed order form xxx.

b) To return the related products please use the enclosed form „return delivery note“ and send these duly completed to:

Siemens AG
o/o Geis Industrie-Service GmbH
Kraftwerkstraße 25a
91056 Erlangen
Deutschland

c) (only RC-DE) To order replacement products, please contact the Retouren-Center Fürth: +49 911 895 7448.

4. Contact addresses for queries

For technical queries regarding this quality information, please contact:

Contact: Technical Support – Customer Care Center
Tel.: +49 911 895 7222
Support Request: <https://siemens.com/supportrequest/>

For queries regarding delivery / return, please contact:

Contact: Technical Assistance / Technical Support/...
Tel.: XXX
E-mail: XXXX

For queries regarding on-site service, please contact:

Contact: Technical Assistance / Technical Support/...
Tel.: XXX
E-mail: XXXX

We very much regret this occurrence but would at the same time like to make it clear through this action that we will stand by our quality commitments and fulfill the high-quality expectations of our customers and that safety is of paramount importance to us.

Best regards,

Annexes:

Annex 1: Identifying the function state / Instructions for device replacement
Annex 2: Customer letter of confirmation

.....
[Last name, first name]
[Function]

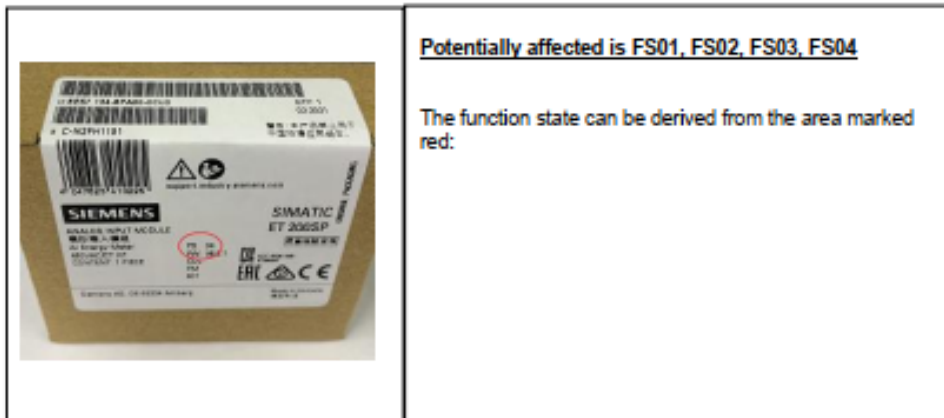
<Observe signature rules>

SIEMENS

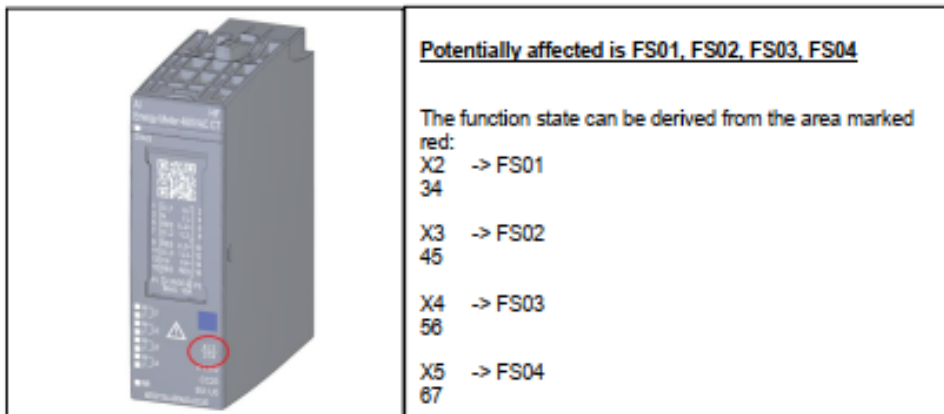
Annex 1:

1. Identifying the function state

The function state can be found on the packaging label



The function state is also printed on the front side of the module



2. Instructions for device replacement

Please note the safety instructions in the SIMATIC ET 200SP AI module Energy Meter manual.

This information can be found on our website:

<https://support.industry.siemens.com/cs/ww/en/view/109759689>

<https://support.industry.siemens.com/cs/ww/en/view/109759685>

SIEMENS

Annex 2: Customer letter of confirmation

Siemens AG
<Department>
<Contact>
<Street>
<Country> <ZIP> <City>

Tel: < Telephone number of the regional office >
Fax: < FAX number of the regional office >
E-mail: email-region@siemens.com

Confirmation of receipt of Important Safety Notice

SIMATIC ET 200SP AI Energy Meter 480V AC/CT HF 6ES7134-6PA00-0CU0
und
SIMATIC ET 200SP AI Energy Meter 480V AC/RC HF 6ES7134-6PA20-0CU0

The AI modules did not comply with normative requirements regarding safe electrical separation. As a result, contact with dangerous voltage can occur in individual cases in the present customer installation. This can result in damage to equipment and personal injury.

Dear <contact>,

We hereby confirm that we have taken note of your cover letter dated <XX: XX: XXXX> about the above mentioned topic and have informed other potential customers about the facts.

Company

Place, date

Signature

Name